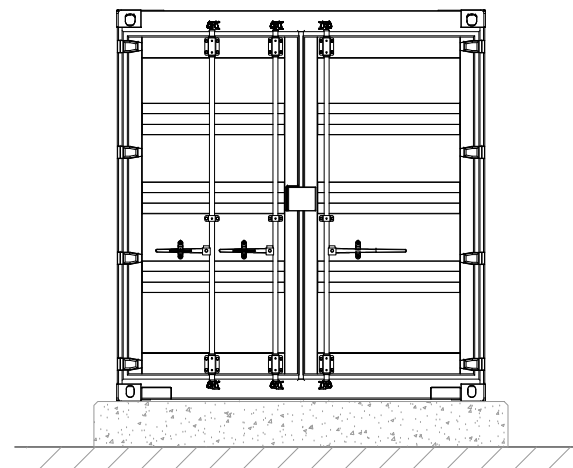
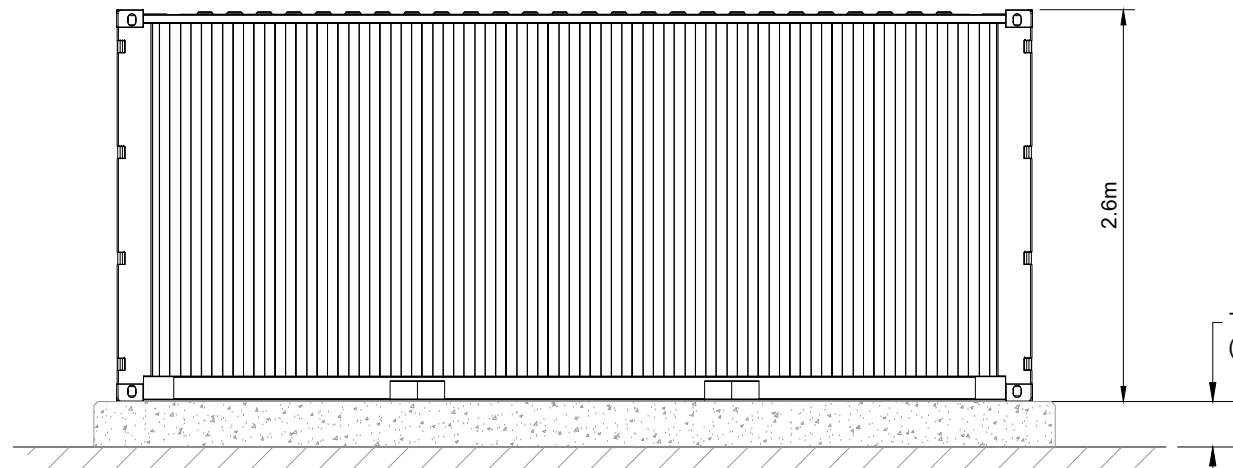


PLAN  
SCALE 1:50



ELEVATION B  
SCALE 1:50



ELEVATION A  
SCALE 1:50

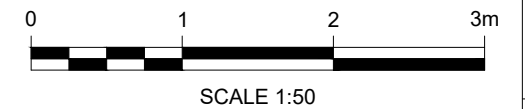
TOP OF FOUNDATION  
(MAX 0.5m ABOVE FGL)

FINISHED GROUND LEVEL  
(FGL)

2.6m

NOTES:

1. ALL DIMENSIONS ARE IN METRES UNLESS OTHERWISE STATED.
2. DETAILS SHOWN ARE INDICATIVE AND SUBJECT TO FINAL DESIGN.
3. ALL DIMENSIONS ARE APPROXIMATE AND SUBJECT TO DETAILED DESIGN.
4. LOCATION OF DOORS IS INDICATIVE ONLY.



1	BM	BY APPD	MC	2023-04-25	FIRST ISSUE
ISSUE	DRAWN	CHKD	APPD	DATE	REVISION NOTES
PURPOSE					COORDINATES
PLANNING					N/A
SCALE					DATUM
AS SHOWN @A3					N/A
LAYOUT DRAWING					T-LAYOUT NO
N/A					N/A

PROJECT TITLE  
**COLESHILL GREEN  
HYDROGEN FACILITY**

DRAWING TITLE  
**PRESSURE LET DOWN  
SYSTEM AND SAFETY  
VALVE**

RES DRAWING NUMBER	REV
05040-RES-SUB-DR-PT-013	1

THIS DRAWING IS THE PROPERTY OF RENEWABLE ENERGY SYSTEMS LIMITED AND NO REPRODUCTION MAY BE MADE IN WHOLE OR IN PART WITHOUT PERMISSION



BEAUFORT COURT,  
EGG FARM LANE,  
KINGS LANGLEY,  
HERTS WD4 8LR, UK  
TEL +44 (0) 1923 299200  
WWW.RES-GROUP.COM